

My fingerprints



Fingerprints

You probably heard that all humans have unique fingerprints that enable to identify a person. What exactly are fingerprints? Look at your fingertips. The skin is not completely smooth but you can see the fine lines called friction ridges.

Generally, there are three main types of shapes: a loop, an arch and a whorl.

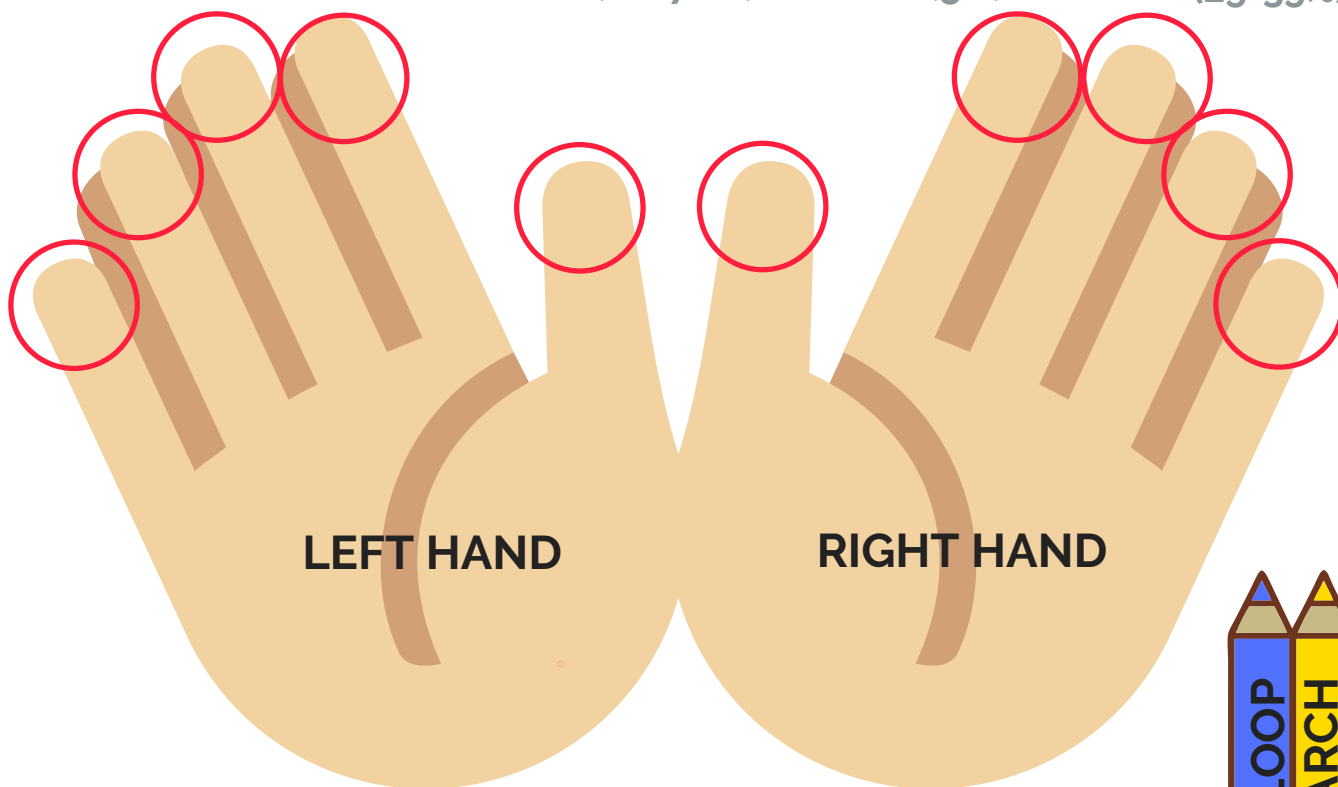
Look at your fingertips and colour the circles below using a crayon that matches a shape.



loop
(60-70%)

arch
(5%)

whorl
(25-35%)



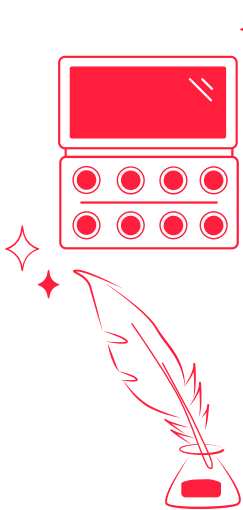
The uniqueness of fingerprints is not made by the general shape or pattern but by the detailed study of ridges characteristics called minutiae. In Poland, you have to find 12 identical minutiae to confirm that two fingerprints were left by the same person.

The fingerprint science is called Dactyloscopy.

How to make fingerprint impressions?

You can be a detective investigating fingerprints at home. Look for colour substances which can be used as ink to make impressions of your fingerprints. Remember to use substances that can be easily removed with water and soap (don't use oil paints and permanent markers) as well as non-toxic (don't use shoe polish, printer ink and toner, chemicals). You can find a list of inspirations below.

What can I use as the dactyloscopic ink?



◆ **Make-up cosmetics:** lipsticks, glosses, liquid and pressed powder eyeshadows, eye and lip crayons, eyeliner, foundation, colorful liquid cosmetics etc.

◆ **Stationery and art materials:** stamp ink, felt-tip pens, highlighters, markers, sharpies, whiteboard markers, pen ink, poster paints etc.

Jak to zrobić?

Cover your finger tip with a chosen substance (ink).

Imprint your finger on the paper.

Experiment with different inks. You can even make little pictures of animals, plants and people using your fingerprints (scan or click on QR code for inspiration). After you choose the best ink, make the impression of your fingerprints on the Fingerprint Identification Card



Fingerprint Identification Card

| | |
|------|-----|
| NAME | AGE |
|------|-----|

RIGHT HAND



THUMB

INDEX FINGER

MIDDLE FINGER

RING FINGER

LITTLE FINGER

LEFT HAND



THUMB

INDEX FINGER

MIDDLE FINGER

RING FINGER

LITTLE FINGER

Game for 1 or more detectives

- 1 Print and cut Dactyloscopic Cards (next page) for each of the Detectives.
- 2 Leave fingerprints of your right hand on the cards with the finger names. Use this ink that was the best during your tests.
- 3 Fold the fragment of the card with the name of the finger. Put your cards in front of the Detective on your left-hand side or yourself (1 player version) so only the prints are visible.
- 4 If you didn't prepare the Fingerprint Identification Card, do it now. Give it to the same Detective who got your Dactyloscopic Cards or keep to yourself (1 player version).
- 5 Try to match each of the fingerprints from the Dactyloscopic Cards to the fingerprints from the Fingerprint Identification Card. Compare the shapes of the prints, try to find minutiae.
- 6 Check if you are correct by unfolding the piece of each Dactyloscopic Card with the name of the finger. Give yourself 2 points for every correct answer.
- 7 Do the same for your left hand. Calculate your score.
- 8 If you want you can repeat the game and give your cards to the detective on your right-hand side.
- 9 Congratulate the Detective who scored the most points (even if it is you).

Dactyloscopic Cards for one detective

.....

RIGHT
THUMB

.....

LEFT
THUMB

.....

RIGHT
INDEX FINGER

.....

LEFT
INDEX FINGER

.....

RIGHT
MIDDLE FINGER

.....

LEFT
MIDDLE FINGER

.....

RIGHT
RING FINGER

.....

LEFT
RING FINGER

.....

RIGHT
LITTLE FINGER

.....

LEFT
LITTLE FINGER


Did you have **fun**?

If yes, please **send** this **e-book** to your friends so they have fun, too.


Join the community of detectives on **Detective You Facebooku** profile

 www.facebook.com/detectiveyou.poland

Visit our **blog** where you can find lots of amazing stories written by penguins

 www.detectiveyou.com/blog

At the end, we have a riddle for you:



This is yours but other
people use it more often
than you.
What is it?

If you know the answer, you want to ask us about something or you are interested in our offer, please contact us.

 info@detectiveyou.com

 +48 608 525 716

 www.detectiveyou.com